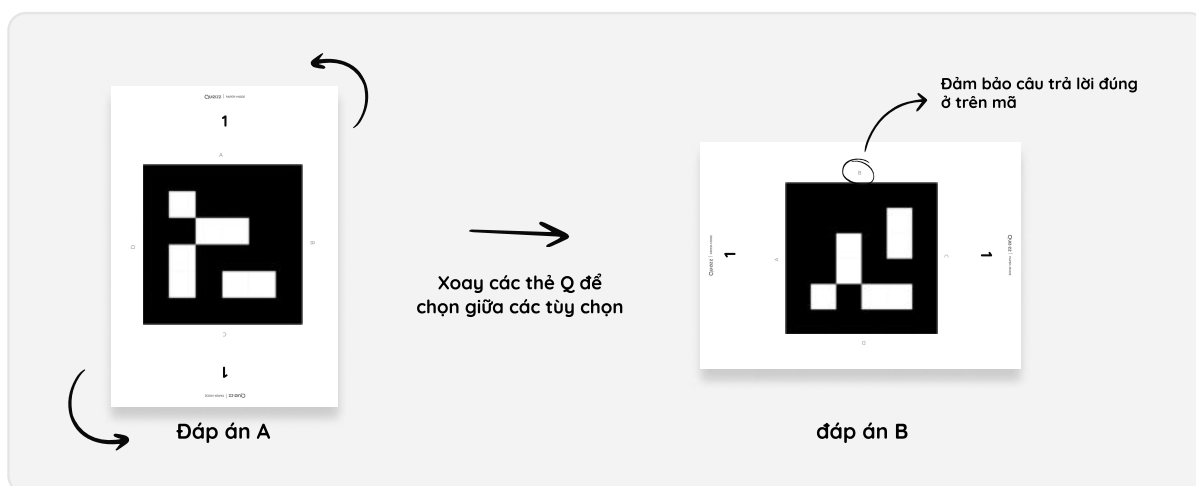




## thẻ Q

### Hướng dẫn sử dụng:

- Mỗi thẻ đều có in số Người tham gia để giúp bạn dễ dàng xác định người tham gia để đánh giá.
- Để trả lời bằng thẻ Q, học sinh phải xoay thẻ để chọn giữa các tùy chọn.




- Để quét và thu thập câu trả lời một cách chính xác, hãy đảm bảo học sinh cầm thẻ thẳng đứng và không bị chặn hoặc nghiêng.



Mẹo:

Sử dụng lại các thẻ Q giống nhau cho bài kiểm tra tiếp theo của bạn. Không cần phải in lại :)

Thẻ Q nhiều lớp tồn tại lâu hơn.




A

B

C

D







A

C

B

D





D

A


C

B





A





D


B

C










D

A

B


C







B




A

C


D







D




C

A

B






A

B

C


D





D





C

B


D

A





D



C


A

B





A





D

B

C








A


D







Quizizz



A


B

C

D

Quizizz






B

A

C

D






A


B

C

D








A

B

C

D






A

B

C

D




B

C

D

A





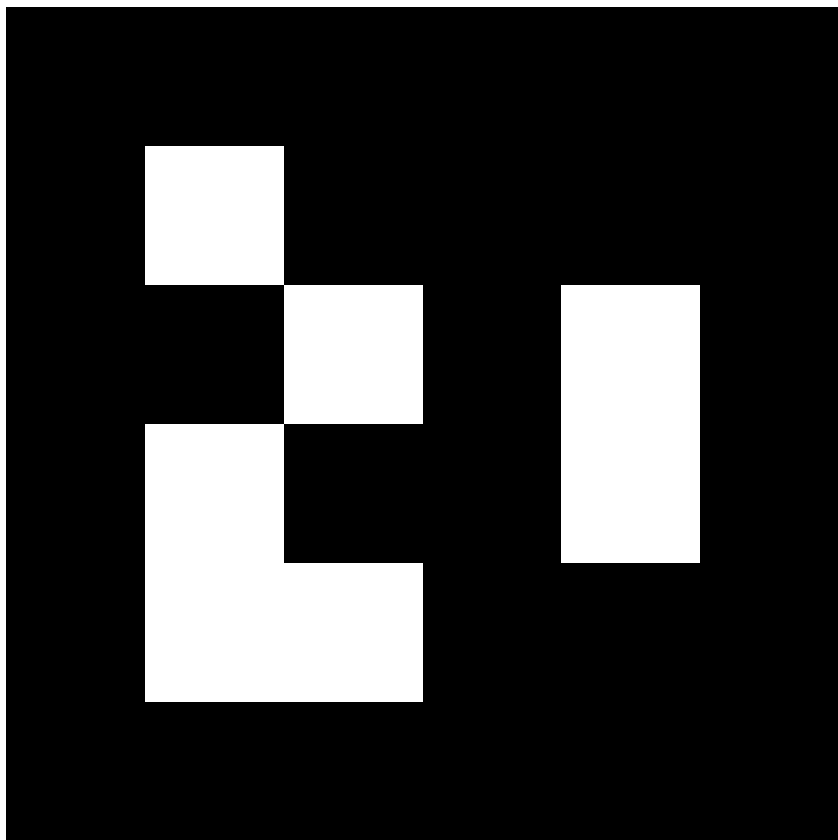
D

A

B

C





A

B


C

D





B




A

C

D






A

B

C

D






A

D

C

B





A

B

C

D






A

C


B

D





D



C


A

B





Quizizz



A


B


C

D

Quizizz








A

B

C

D






D

A

C

B






A


B

C

D








B

C

D

A





D

A


C

B







Quizizz



Quizizz






A

B

C

D






D

A

C

B



A

B


C

D





B



A


C

D





C




B

D

A





D

A


B

C





A




D

B


C







C




B

D

A






D

A

B

C






A

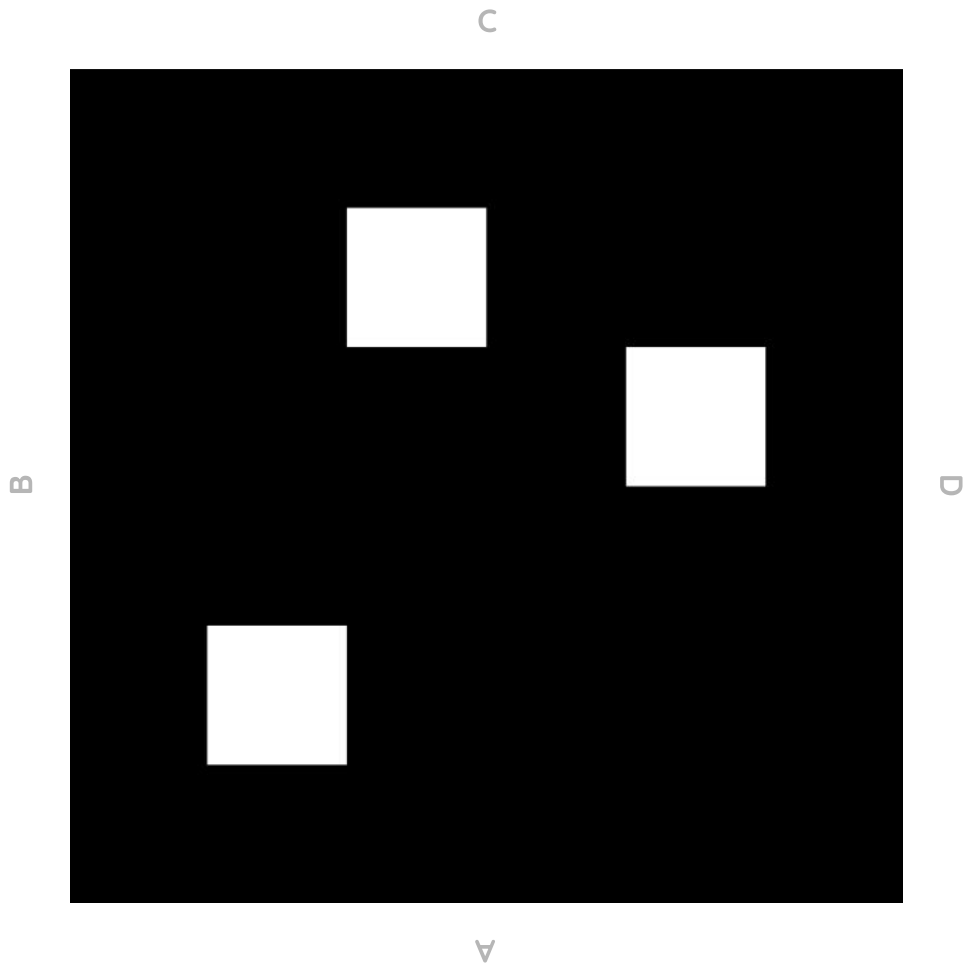
B

C

D







A

C

B

D



